





NORMALISED SLEDGE HAMMERS



FEATURES

-  A well balanced versatile sledge hammer for building, construction, mining and demolition work
-  Softer face (below 20HRC) that will mushroom - ideal for applications where the risk of chipping needs to be minimised
-  Unique heavy duty fibreglass handle with comfortable ribbed design
-  Includes tether hole for working at heights

SPECIFICATIONS

PART NO.	DESCRIPTION	WEIGHT	HANDLE LENGTH
9NHS5GFH1.36	Normalised Sledge Hammer	1.36kg (3lb)	250mm
9NHS5GFH1.8	Normalised Sledge Hammer	1.8Kg (4lb)	380mm
9NHS5GFH1.8300	Normalised Sledge Hammer	1.8Kg (4lb)	300mm
9NHS5GFH3.5	Normalised Sledge Hammer	3.15Kg (7lb)	900mm
9NHS5GFH4.5	Normalised Sledge Hammer	4.5Kg (10lb)	900mm
9NHS5GFH6.3	Normalised Sledge Hammer	6.3Kg (14lb)	900mm